



Getting Started with Power Platform

- Training Plan
- Support (Want More Help?)
- Communities

Let's Go!!



Training Plan

User Roles: Business & IT

Step 1: Choose Role: Business or IT



I work on the business side

(End User, Citizen Developer, Business Analyst, Productivity Enabler)

[Let's Go!!](#)

I work on the IT side (Admin, Developer, Governance)

[Let's Go!!](#)



Training Curriculum

User Role:

Business (End User, Citizen Developer, Productivity, Business Analyst, Functional Consultant)



I work on the business side

(End User, Citizen Developer, Business Analyst, Productivity Enabler)

My Goals

(standard goals we see; these can be specific for every organization)

- Get an understanding of Microsoft Power Platform
- How to use Power Apps and Power Automate to enable productivity
- I will be working on a project with IT so need to understand the capabilities of Power Platform
- I want to Evangelize others to utilize Power Platform to solve their business challenges




NEXT



Before we start. What types of training experiences you can expect.

You can expect a combination of these 3 experiences

NEXT



Microsoft Learning Portal (web-based)



- Self-directed
- Learn new skills and discover the power of Microsoft products with step-by-step guidance. Start your journey today by exploring our learning paths and modules.
- [Browse all - Learn | Microsoft Docs](#)

Microsoft Virtual Training Days (registration required)



- These are high level training sessions (no-hands on)
- Geared for the general public
- Certification exams (if desired)
- Half-day sessions for technical and non-technical professionals
- [Microsoft Training Days](#)

Virtual Workshop a-la-carte (to be scheduled)



- Dedicated virtual sessions
- Up to 15 people in the session
- Microsoft-led with hands-on lab
- Focused on Power App, Automate and RPA (You Choose)
- These need to be requested, please contact Nagi Kozman @ Microsoft



Business Role Step 1 - Recommended

| Name | Type | Level | Focus Area | Recommended | Details |
|--|--------------------------|--------------|------------------|-------------|---|
| Introduction to Microsoft Power Platform | Self-Paced Learning Path | Beginner | All Capabilities | | Learn about the components of Microsoft Power Platform, the business value for customers, and security of the technology. |
| Microsoft Power Platform Fundamentals | Self-Paced Learning Path | Beginner | All Capabilities | | Learn the business value and product capabilities of Microsoft Power Platform. Create simple Power Apps, connect data with Microsoft Dataverse, build a Power BI Dashboard, automate a process with Power Automate, and build a chatbot with Power Virtual Agents |
| Microsoft Training Days | Virtual Training | Intermediate | All Capabilities | | These are high level training sessions (no-hands on) Geared for the general public. Certification exams (if desired). Half-day sessions for technical and non-technical professionals |

Recommended training to ensure user understands the key components, value and product capabilities

Optional training for users who would like to take a certification exam and obtain a certificate

Note: **Focus Area:** Power Platform includes the capabilities for users to Create Apps, Workflow/Automation, Virtual Agents and Business Analytics.

[NEXT](#)



Before moving on to Step 2



Now you should not only have a good understanding of what is the **Power Platform**, but also the **4 focus areas or products** that make up the Platform and the details of their use cases, and how they can help solve real world business challenges.

Step 2 will help you to go deeper into a **particular Focus Area**. Remember, each focus area is part of the platform, so no matter which area you start from *everything is always connected*.



Power Apps

Build Low Code Apps connecting to multiple data sources



Power Automate + RPA

Create automated flows and connect multiple data sources or use RPA



Power BI

Use Business Intelligence to gather insights into your Data.



Power Virtual Agents

Create powerful chatbots using a guided, no-code graphical interface



Business Role Step 2 – Focus Area

- * User will either need to create a Trial or access to a Personal Productivity Environment to create Apps and Flow.
- ** User will need to D/L Power Automate Desktop on to their computer

| Focus Area | Name | Type | Level | Pre-req | Details |
|---|---|-----------------------------------|--------------|---|---|
| Building Apps (Power Apps) | Create a canvas app * | Self paced learning Path | Beginner | All Recommended Training – Step 1 | Create picture perfect apps to help make more efficient |
| | Create a model-driven app * | Self paced learning Path | Beginner | All Recommended Training – Step 1 | Create a model-driven app in Power Apps that uses Dataverse. |
| | Power Apps in a Day Workshop * | Virtual Workshop – Instructor Led | Intermediate | All Recommended Training + Self Paced | Instructor led Power App in a Day workshop with hands-on Lab |
| Building Automation (Power Automate & RPA) | Automate a business process using Power Automate * | Self paced learning Path | Beginner | All Recommended Training – Step 1 | This learning path introduces you to Power Automate, teaches you how to build workflows, and how to administer flows. |
| | Build your first Power Automate Desktop flow ** | Self paced learning Path | Intermediate | All Recommended Training + Power Automate Self Paced | Learn the basics of Power Automate Desktop flows and explains how to build the first flow to help automate a repetitive task. |
| | Power Automate Flow in a Day Workshop * | Virtual Workshop – Instructor Led | Intermediate | All Recommended Training + Power Automate Self Paced | Instructor led Power Automate in a Day workshop with hands-on Lab |
| | Robotic Process Automation RPA in a Day Workshop ** | Virtual Workshop – Instructor Led | Advanced | All Recommended Training + Power Automate Self Paced & Virtual Workshop | Instructor led RPA in a Day workshop with hands-on Lab |
| Building Virtual Agents | Get started with Power Virtual Agents bots * | Self paced learning Path | Beginner | All Recommended Training – Step 1 | Create a Microsoft Power Virtual Agents bot in this module. |
| | Crisis Response with Power Virtual Agents * | Virtual Workshop – Instructor Led | Intermediate | All Recommended Training + Self Paced | Instructor led Virtual Agent in in a Day workshop with hands-on Lab |

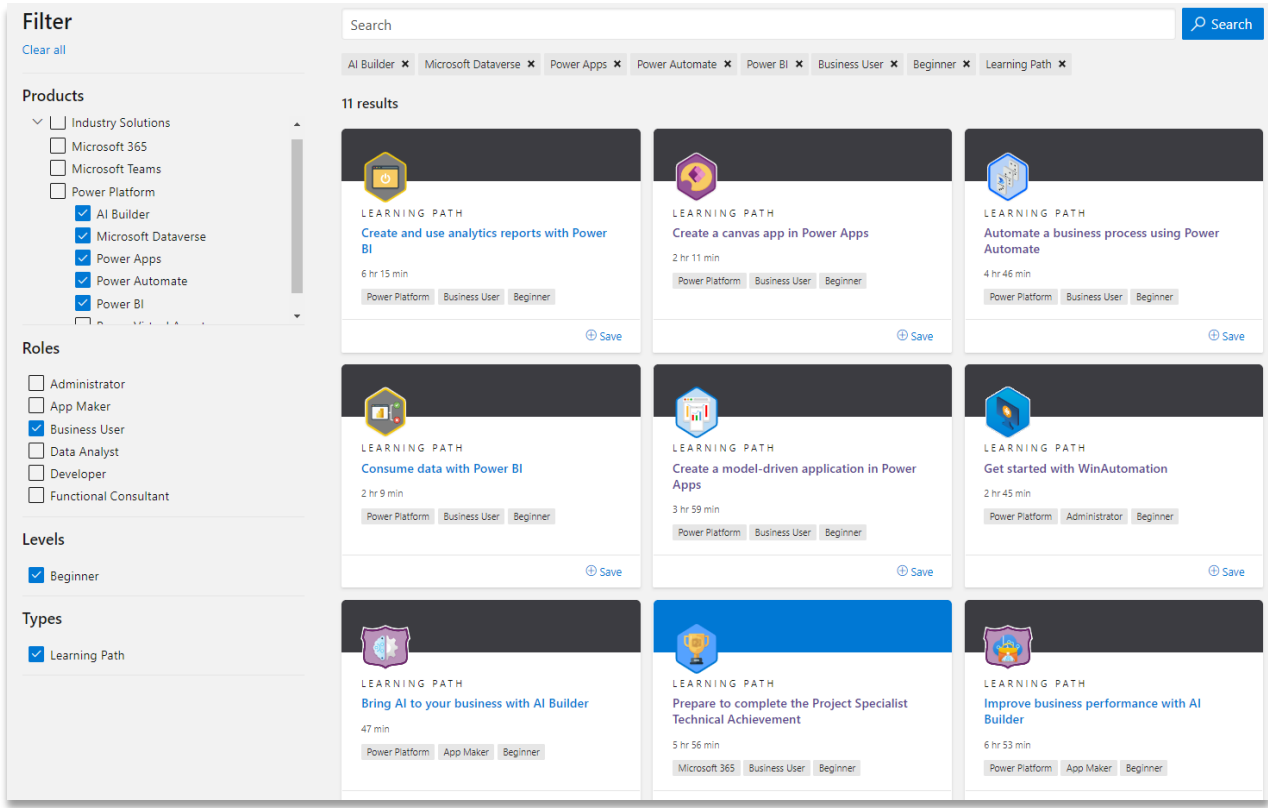
NEXT



Business Role Step 3 – Explore (More Self-paced Learning)

- * User will need either create a Trail or access to a Personal Productivity Environment to create Apps and Flow.
- ** User will need to D/L Power Automate Desktop on to their computer

1. Complete Additional Beginner Self-Paced Training on Microsoft Learn




Steps:

- Go to [Microsoft Learn Website](#)
- Login or Create a New Account (you can use a personal e-mail to create account and then link it to your business account)
- Choose "[Browse the full catalog](#)"
- On the left-hand side choose the filters
 - Product: Power Platform (You can sub filter by Focus Area)
 - Roles: All
 - Level: **Beginner**
 - Types: Learning Path


NEXT



2. Take Part in the [Focus Area Workshop](#) (Apps, Automation, RPA, Virtual Agent, BI in a Day)




Test Your Skills



Looking for a Challenge, Your **next move** is to complete the Intermediate Learning Path in a particular Focus Area

Business Role Step 4 – Next Challenge



Certification

Show your business that you can empower other users by completing the Power Platform Fundamentals Certification.



*Looking for a Challenge, Your **next move** is to complete the Intermediate Learning Path in a particular Focus Area*



Intermediate

I have been using the Platform for personal productivity and want to further develop my skills.

Training Curriculum

User Role:

IT (Admin, Developer, Consultant, Architect, Governance)



I work on the IT side (Admin, Developer, Consultant, Architect, Governance)

My Goals (standard goals we see; these can be specific for every organization)

- Get an understanding of Microsoft Power Platform
- Enable and collaborate with business on solving productivity and complex business scenarios using Power Platform.
- I need to understand how to Govern Power Platform
- I need to understand how I would Administer Power Platform
- I want to become a SME on Power Platform.




NEXT



Before we start. What types of training experiences you can expect.

You can expect a combination of these 3 experiences

NEXT



Microsoft Learning Portal (web-based)



- Self-directed
- Learn new skills and discover the power of Microsoft products with step-by-step guidance. Start your journey today by exploring our learning paths and modules.
- [Browse all - Learn | Microsoft Docs](#)

Microsoft Virtual Training Days (registration required)



- These are high level training sessions (no-hands on)
- Geared for the general public
- Certification exams (if desired)
- Half-day sessions for technical and non-technical professionals
- [Microsoft Training Days](#)

Virtual Workshop a-la-carte (to be scheduled)



- Dedicated virtual sessions
- Up to 15 people in the session
- Microsoft-led with hands-on lab
- Focused on Power App, Automate and RPA (You Choose)
- These need to be requested, please contact Nagi Kozman @ Microsoft



IT Role Step 1 - Recommended

| Name | Type | Level | Focus Area | Recommended | Details |
|--|--------------------------|--------------|------------------|-------------|---|
| Introduction to Microsoft Power Platform | Self-Paced Learning Path | Beginner | All Capabilities | | Learn about the components of Microsoft Power Platform, the business value for customers, and security of the technology. |
| Microsoft Power Platform Fundamentals | Self-Paced Learning Path | Beginner | All Capabilities | | Learn the business value and product capabilities of Microsoft Power Platform. Create simple Power Apps, connect data with Microsoft Dataverse, build a Power BI Dashboard, automate a process with Power Automate, and build a chatbot with Power Virtual Agents |
| Microsoft Training Days | Virtual Training | Intermediate | All Capabilities | | These are high level training sessions (no-hands on) Geared for the general public. Certification exams (if desired). Half-day sessions for technical and non-technical professionals |

Recommended training to ensure user understands the key components, value and product capabilities

Optional training for users who would like to take a certification exam and obtain a certificate

Note: **Focus Area:** Power Platform includes the capabilities for users to Create Apps, Workflow/Automation, Virtual Agents and Business Analytics.


NEXT

IT Role Step 2 – Choose Level

- * User will need either create a Trail or access to a Personal Productivity Environment to create Apps and Flow.
- ** User will need to D/L Power Automate Desktop on to their computer

Click on One of the Images to Move Forward

✓ **Recommended** (Pre-req for Intermediate and Advanced)



Beginner

I'm new to Power Platform and want to understand its key capabilities, and how I can get started creating apps, flows, agents etc.




Intermediate

I have been using the Platform for personal productivity and want to further develop my skills.



Advanced

My goal is to become a Subject Matter Expert (SME), understand best practices and lead enterprise-wide business solution initiatives



Governance

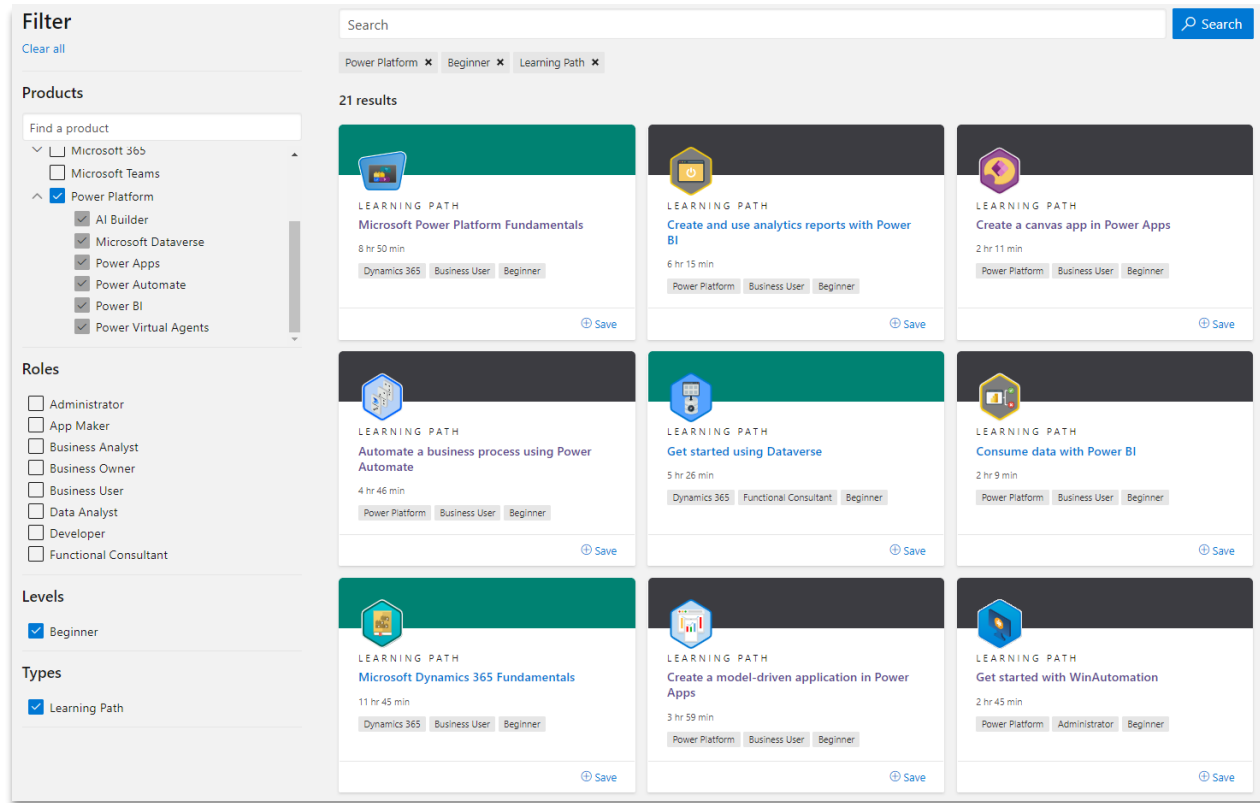
My goal is to enable business and IT users to create power platform solutions in a secure manner adhering to my organizations governance policies



IT Role – Beginner

- * User will need either create a Trail or access to a Personal Productivity Environment to create Apps and Flow.
- ** User will need to D/L Power Automate Desktop on to their computer


1. Complete Beginner Self-Paced Training on Microsoft Learn





Steps:

1. Go to [Microsoft Learn Website](#)
2. Login or Create a New Account (you can use a personal e-mail to create account and then link it to your business account)
3. Choose "[Browse the full catalog](#)"
4. On the left-hand side choose the filters
 1. Product: Power Platform (You can sub filter by Focus Area)
 2. Roles: All
 3. Level: **Beginner**
 4. Types: Learning Path

2. Take Part in the [Focus Area Workshop](#) (Apps, Automation, RPA, Virtual Agent, BI in a Day)



Test Your Skills



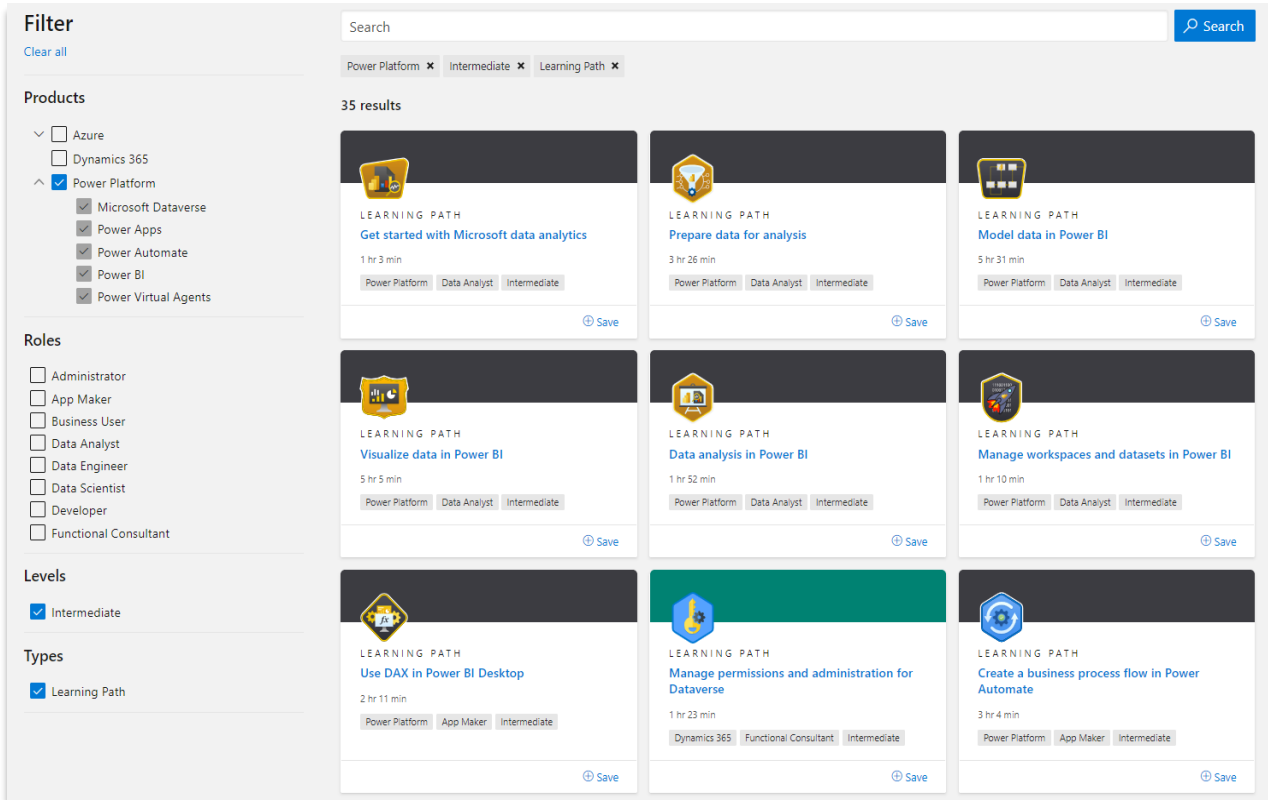
Looking for a Challenge, Your **next move** is to complete the Intermediate Learning Path in a particular Focus Area



IT Role – Intermediate

- * User will need either create a Trail or access to a Personal Productivity Environment to create Apps and Flow.
- ** User will need to D/L Power Automate Desktop on to their computer



1. Complete Beginner Self-Paced Training on Microsoft Learn




Steps:

1. Go to [Microsoft Learn Website](#)
2. Login or Create a New Account (you can use a personal e-mail to create account and then link it to your business account)
3. Choose "[Browse the full catalog](#)"
4. On the left-hand side choose the filters
 1. Product: Power Platform (You can sub filter by Focus Area)
 2. Roles: All
 3. Level: **Intermediate**
 4. Types: Learning Path

2. Take Part in the [Focus Area Workshop](#) (Apps, Automation, RPA, Virtual Agent, BI in a Day)



Test Your Skills



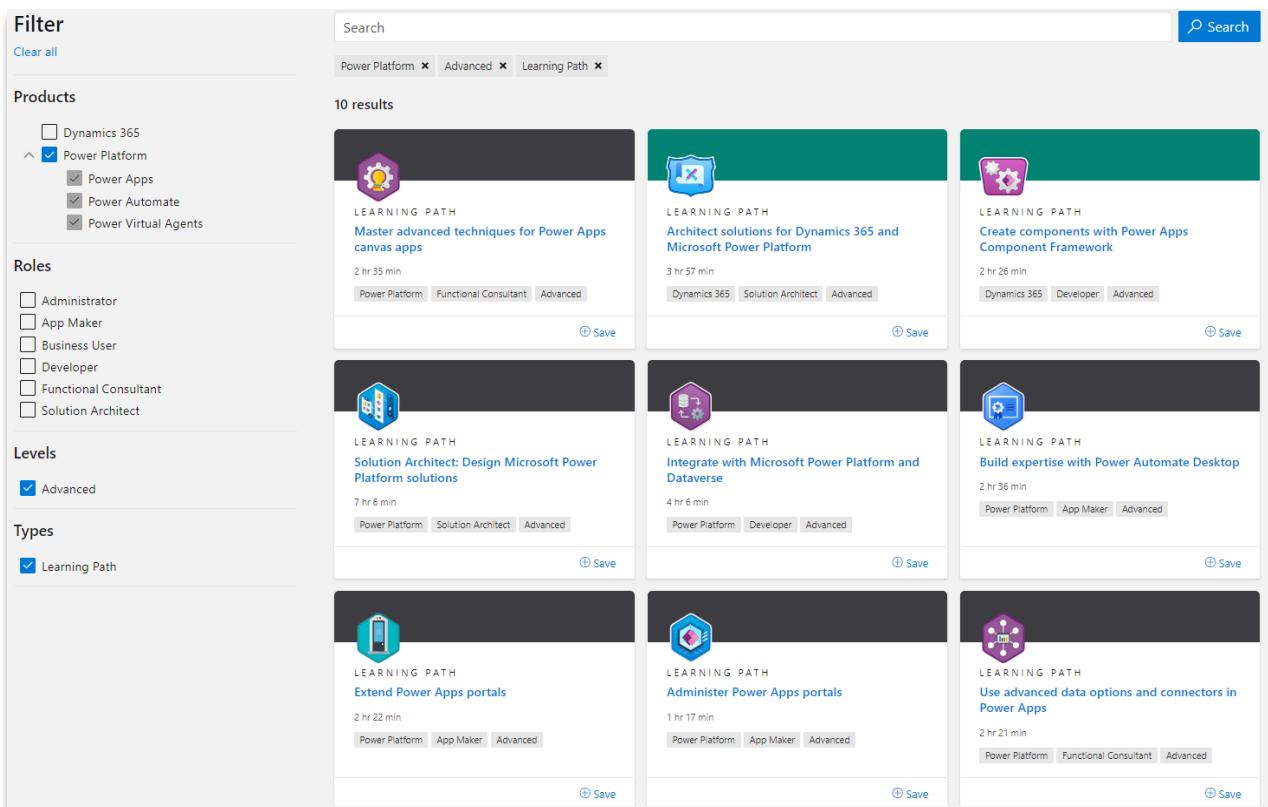
Looking for a Challenge, Your **next move** is to complete the Advanced Learning Path in a particular Focus Area



IT Role – Advanced

- * User will need either create a Trail or access to a Personal Productivity Environment to create Apps and Flow.
- ** User will need to D/L Power Automate Desktop on to their computer


1. Complete Beginner Self-Paced Training on Microsoft Learn




Steps:

1. Go to [Microsoft Learn Website](#)
2. Login or Create a New Account (you can use a personal e-mail to create account and then link it to your business account)
3. Choose "[Browse the full catalog](#)"
4. On the left-hand side choose the filters
 1. Product: Power Platform (You can sub filter by Focus Area)
 2. Roles: All
 3. Level: **Advanced**
 4. Types: Learning Path

2. Take Part in the [Focus Area Workshop](#) (Apps, Automation, RPA, Virtual Agent, BI in a Day)



Test Your Skills

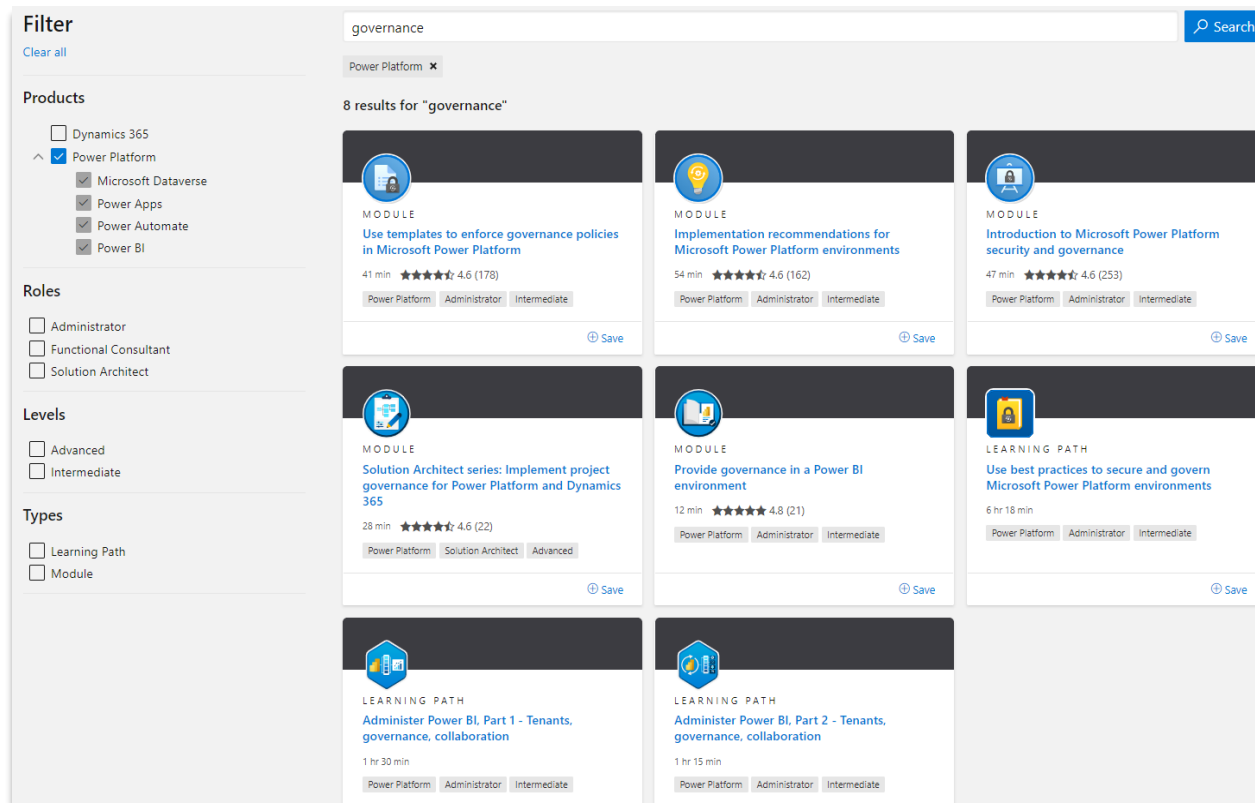




IT Role – Governance

- * User will need either create a Trail or access to a Personal Productivity Environment to create Apps and Flow.
- ** User will need to D/L Power Automate Desktop on to their computer


1. Complete Beginner Self-Paced Training on Microsoft Learn



Steps:

1. Go to [Microsoft Learn Website](#)
2. Login or Create a New Account (you can use a personal e-mail to create account and then link it to your business account)
3. Choose "[Browse the full catalog](#)"
4. On the left-hand side choose the filters
 1. Product: Power Platform (You can sub filter by Focus Area)
 2. Search Criteria: **Governance**

- [2. Power Apps DevOps Session](#)
- [Power Apps Governance Workshop](#)
- [Power Apps Setting up a Centre of Excellence](#)



Overview of Microsoft Training available to customers free of charge.

- Virtual Workshop a-la-carte (to be scheduled)
 - [Robotic Process Automation RPA in a Day Workshop](#)
 - Dedicated virtual session
 - Up to 15 people in the session
 - Microsoft-led with hands-on lab
 - Focused on Power Automate and RPA
 - Includes training on screen scraping
 - Require list of attendees; target July 2021
- Microsoft Learning Portal (web-based)
 - Self-directed
 - [Browse all - Learn | Microsoft Docs](#)
- Microsoft Virtual Training Days (registration required)
 - These are instructor-led high level training sessions
 - Geared for the general public
 - Certification exams (if desired)
 - Half-day sessions for technical and non-technical professionals
 - [Microsoft Training Days](#)

Power Platform Virtual Instructor Led Workshops (free)


“Connect with your Microsoft Account Executive, Technology Specialist or Success Manager to book one of these workshops for your team today”

- List of Workshops Available

- [Crisis Response with Power Virtual Agents](#)
- [Power Apps Strategy Briefing](#)
- [Power Apps in a Day Workshop](#)
- [Power Apps Hackathon](#)
- [Power Apps DevOps Session](#)
- [Power Apps Governance Workshop](#)
- [Power Apps Setting up a Centre of Excellence](#)
- [Power Platform Admin in a Day Workshop](#)
- [Power Automate Flow in a Day Workshop](#)
- [Robotic Process Automation RPA Strategy Briefing](#)
- [Robotic Process Automation RPA in a Day Workshop](#)

Want More Help?

Take Advantage of all the resources available to help accelerate your Power Platform Journey



Check what's Available through your
Microsoft Support contract

Join Power Platform Communities
[Home - Power Platform Community
\(microsoft.com\)](https://home.powerplatformcommunity.microsoft.com)

Engage Microsoft Consulting Services or a
certified Microsoft Partner to accelerate
your journey

Microsoft Premier/Unified Support - Power Apps Proactive Programs at Glance

Many options to support your organization's Power Platform needs – and may be available in your existing contract!

Power Users

WorkshopPLUS

- Power Platform - PowerApps for Power User 1 Day with Lab
- Power Automate: Power User 1 Day with Lab

Administrators

WorkshopPLUS

- Power Platform for Administrators
- Power Platform for Administrators 1 Day

Activate

- Microsoft 365 Hackathon for Teams and Power Platform – Basic
- Microsoft 365 Hackathon for Teams and Power Platform – Advanced

Microsoft Teams and Power Platform

Power Platform for IT

Activate

- Power Platform: Building a Power App
- Power Platform: Governance with COE
- Power Platform: AI Builder

WorkshopPLUS

- Power Platform: Power Apps Portals 1 Day
- Power Platform: DevOps for Power Apps 1 Day

Modern Service Management Governance for Power Platform

Power Platform : Dataverse Storage Capacity Assessment

Power Platform with Dynamics, InfoPath & SharePoint

Activate

- Migrating InfoPath Forms to PowerApps
- SharePoint Workflow transformation to Power Automate

WorkshopPLUS

- Power Apps & Power Automate 1 Day with Lab
- PowerApps & Flow 1 Day with Lab
- Power Platform: Building Model-Driven Power Apps and Customizing Dynamics 365 Apps
- PowerApps Checker Advisory

Cross Solutions

DevOps / MSM

DevOps Capability
Cloud Governance & Operations

Security

Security Hardening
Threat protection
Cyber Security
Azure Security
M365 Security
D365 Security

Adoption and Change Mgmt.

End User Adoption
IT Pro Adoption

Example readiness and enablement plan with Support Power Platform @ Contoso

Customer Name: Contoso

Sponsor: To be determined

Program Name: Power Platform - Rapid Readiness

Program Owner: To be determined



Customer Objectives

Program Outcomes

Program Team

Services

Funding

Comments

| | | | | | |
|---|---|---|--|---|--|
| <p>Take control of our Line of Business applications portfolio and platform for rapid, continuous innovation</p> | <p>Develop a solid understanding of PowerApps and prepare a POC that acts as a starter kit for future apps.</p> <p>Develop a solid understanding of PowerBI and prepare a POC using data models, reports and dashboards</p> | <p>Contoso Stakeholders TBD</p> <p>Microsoft Delivery Team: <u>Customer Success Account Manager</u> – XXXX</p> <p><u>Account Technology Strategist</u> – XXXX</p> <p><u>Account Executive – Customer Engineers</u> – XXXX</p> | <p>Activate Power Platform: Building a Power App</p> <p>Activate Business Analytics with Power BI</p> <p>WorkshopPLUS – Power Automate</p> <p>WorkshopPLUS – Power Platform</p> <p>Modern Service Operations for D365</p> <p>On-Demand Power Platform Training</p> | <p>TBD</p> <p>TBD</p> <p>TBD</p> <p>TBD</p> <p>TBD</p> <p>Included in Services Hub & docs.Microsoft.com</p> | <p>Power Apps knowledge transfer and POC</p> <p>Power BI knowledge transfer and POC</p> <p>Power Apps knowledge transfer hands-on labs</p> <p>Power Platform administration training</p> <p>D365 operational roles and tasks identification</p> <p>Webcasts, workshops and hands-on labs</p> |
| <p>Enable quicker data collection, surface real-time insights, and empower users to make informed, actionable decisions</p> | <p>Learn to streamline repetitive tasks and paperless processes using Power Automate</p> <p>Learn to effectively secure, govern and administer the Microsoft Power Platform</p> <p>Identify required Power Platform operational roles, responsibilities and tasks</p> | This cell is covered by the Program Team column content above | This cell is covered by the Services column content above | This cell is covered by the Funding column content above | This cell is covered by the Comments column content above |

Work with your Microsoft Support team representative to create a version for your team

Power Platform Journey

1. Awareness Planning for Power Platform

This section of our documentation has great business focused info for thinking about how to leverage Power Platform: <https://docs.microsoft.com/en-us/powerapps/guidance/>

- Brand new as part of this site: Power Apps Patterns <https://docs.microsoft.com/en-us/powerapps/guidance/patterns/overview>
 - o This site has some really interesting ideas on “patterns” for Power apps eg a Communication power app to share info with employees > compose, publish and consume – this was like your original use case last year for reading security updates. Each pattern has real world use cases.

2. Learn about Power Platform

Power Apps page with many types of resources: <https://powerapps.microsoft.com/en-us/blog/microsoft-powerapps-learning-resources/> categorized by:

- I am NEW, help me get started – overview, learning paths, labs
- I have SOME EXPERIENCE – latest info
- I am an ENTERPRISE ADMIN – governance, licensing etc.
- **MANY real world customer stories (examples of what to use it for)**
- And MANY MORE

3. Assemble a team to explore Power Platform and establish a Power Platform Center of Excellence

4. Getting your Business Ready for Power Platform – great business resources for determining how Power Platform can help automate your business processes

Here is a GREAT walkthrough for business planning that would be useful for both Business and IT: <https://docs.microsoft.com/en-us/powerapps/guidance/planning/introduction>

5. Learn about Power Platform Governance

YouTube video series on the Power Platform COE Starter

Kit: <https://www.youtube.com/playlist?list=PLI9EhCY4z99W5kzaPK1np6sv6AzMQDsXG> .

Whitepaper and Info on Enterprise Deployment and COE Starter Kit: <https://docs.microsoft.com/en-us/powerapps/#pivot=home&panel=admin>

Power Platform Adoption Maturity Model: [Power CAT Adoption Maturity Model: Repeatable patterns for successful Power Platform adoption | Microsoft Power Apps](#) .

6. Leverage our MTC Workshops, Support and Services offerings to help you with planning

Microsoft Consulting Services, Partners and Premier Support have offerings where they can work closely with you to work through all the decisions and setup as quickly as possible so that you are well equipped to start leveraging Power Platform.

Community Forums

- **Dynamics 365 Forums**

- [Microsoft Dynamics Community 365 Forums](#)

A full list of Community focus forms covering, Customer Insights, Field Service, Finance, Human Resources, Marketing, etc. This is a great place to ask your questions, engage with the Broader community for Dynamics 365. To share knowledge and learn from others.

- **Power Platform Community Forums**

- [Home - Power Platform Community \(microsoft.com\)](#)

Each of the 4 pillars of the Power Platform has their own set of community forums that like the D365 forms are a fantastic place to ask questions, get answers and engage with the community.

- Power BI: [Home - Microsoft Power BI Community](#)
- Power Apps: [Power Apps Community - Power Platform Community \(microsoft.com\)](#)
- Power Automate: [Microsoft Power Automate Community - Power Platform Community](#)
- Power Virtual Agents: [Power Virtual Agents Community - Power Platform Community \(microsoft.com\)](#)

Power Platform User Groups

[Power Platform User Groups - Power Platform Community \(microsoft.com\)](https://microsoft.com/powerplatform/usergroups)

“Explore creative solutions by learning new skills and sharing ideas with like-minded peers and product experts.”

In addition to discussion boards, Local User groups offer up events and presentations from local subject matter experts and customers who want to share their knowledge with the community.

Look for a user group in your area today!



“Our mission is to empower every person and every organization on the planet to achieve more,” *Satya Nadella (CEO)*



Thank you

